

BRENT

CATTLE COMPANY



ANNUAL PRODUCTION SALE

MONDAY

APRIL 7, 2025

1 PM CDT

AT THE RANCH
MAYWOOD, NE

BRENT
CATTLE COMPANY
Matthew & Lacey Brent
47049 S Hwy 83
Maywood, NE 69038
719-740-3268

Dear producers,

What a year it has been! Where has the time gone?! Our boys continue to grow and get older. It seems like just yesterday that they were walking through and getting stuck in wet piles of distillers or drawing on the windows of pickups with tag markers! Those were the days! Now they have grown into young men that I am very proud of and that do so much around the ranch.

I look toward the future and it looks good for the American cattlemen. You look at CattleFax and other economists, the high prices look like they'll be here for a while. The cow numbers are so low with the herd not rebuilding yet. This gives us great opportunity in both selling calves and/or retaining heifers.

Once again, we are offering a set of bulls that we are really proud of. Bulls that check the boxes. They offer growth, carcass merit and will ultimately rebuild your cow herd. Knowing the cow herd these bulls come from make them herd builders.

There are several full, three quarter and half brothers in the offering. We encourage you to come take a look and hope to see you at the sale or on DV Auction!

We are honored to serve you and look forward to seeing you on Sale Day!

May God bless you and your families,

Matthew Brent
Matthew Brent



BRENT CATTLE COMPANY MISSION STATEMENT

**Genetics backed by integrity,
Where OUR maternal, carcass and performance
genetics fuse together to add profitability
to YOUR way of life.**

Providing an environment where you can thrive.

- **Genetics backed by integrity** – We fully stand behind the animals we produce. We believe communication is key in this.
- **Maternal** – We have little to no patience for cows that don't have mothering ability. We have culled "good" cows that don't live up to this.
- **Carcass** – We believe that carcass value is a trait that should not be left on the table. It is key to returning a premium on the rail.
- **Performance Genetics** – Cattle, whether in the yard or on grass, will gain maximum yields with low inputs.
- **Profitability** – When you add maternal, carcass and growth together they work in harmony to provide profitability!
- **An environment to Thrive** - When you combine all of the above elements, it is a win/win for both parties involved!



The Payweight Plus dam of 401 that sells as Lot 10 in this offering.



A True North Lucy cow whose Rainmaker son sells as Lot 8.



CATTLE COMPANY

WHERE MATERNAL, CARCASS & GROWTH MEET

MONDAY - APRIL 7, 2025

SALE TIME 1:00 PM CDT

AT THE RANCH - MAYWOOD, NE

Auctioneer:

John Korrey (720) 308-9899

Sale Representatives:

Will Harsh, American Angus (740) 272-1386

Ty Groshans, Western Livestock Journal (970) 818-6016

Sale Day Phones:

Matthew Brent (719) 740-3268

Lacey Brent (303) 335-7987

Ronny Pope (402) 641-7428

Bidding Arrangements:

If you are interested in bidding over the phone, please make arrangements with us prior to sale day if possible. If you are unable to attend we would gladly assist you in selecting animals that meet your needs. We will handle your money as if we were spending our own.

You can also register and bid online at DVAUCTION.com

Terms & Conditions:

Bulls and registered females sell under the suggested terms and conditions of the American Angus Association. Announcements made sale day shall take precedence over this and all other printed material.

Hospitality:

Please join us for a complimentary noon lunch served by Stacey Anderson.

Viewing:

All the animals in this offering can be viewed any time! Give us a call.

This sale will be broadcast live on the internet.

DVAuction
Broadcasting Real-Time Auctions

Real time bidding & proxy bidding available.



www.BrentCattleCompany.net

Brent Cattle Company

Breeding Guarantees:

All the bulls in this offering have been fertility tested and confirmed sound by Medicine Valley Vet.

All bulls selling for \$4000 or greater are guaranteed against breeding injury for the 1st breeding season, which is defined as the first 90 day period from first bull turn out.

If a replacement bull is available, one will be provided, or if buyer prefers, credit towards a bull will be given in the following year's sale, less salvage value of the injured bull. *Please notify us as soon as possible should injury occur and prior to the injured bull being sold for salvage.* All injuries must be confirmed by a certified Veterinarian. Replacement bulls are not covered by this guarantee. Brent Cattle Company does not guarantee for mismanagement or neglect.

THIS IS NOT MORTALITY INSURANCE. If the buyer would like to cover the bull with mortality insurance, Brent Cattle Company will pay 50% of the first 6 month premium.

Delivery:

Delivery is available. We will deliver bulls free of charge within 300 miles. Please make arrangements with Matthew for volume bulls and central delivery locations.

Hotel Accommodations:

There are accommodations available!

Valley View Inn – Curtis, NE is only 12 miles away from Headquarters. Take the Hwy 23 junction east off of Hwy 83 towards Curtis, NE

North Platte options – 30 min North of HQ on Hwy 83

- Quality Inn
- Hampton Inn
- North Platte Inn & Suites

McCook options – 30 minutes South of HQ on Hwy 83

- Holiday Inn
- Cobblestone Hotel



country * community * legacy



FOLDS of HONOR

When customers purchase select products, Zoetis is donating a portion of those sales to Folds of Honor, whose scholarships can help change the lives of United States Armed Forces families. Learn more at BornOfTheBond.com/FOH



All trademarks are the property of Zoetis Services LLC or a related company or a licensor unless otherwise noted. ©2022 Zoetis Services LLC. All rights reserved. GCA-00653R1

Born of the Bond

zoetis

Contact local representative:

Bradley Cardinal

(402) 359-2338

AMERICAN ANGUS ASSOCIATION SELECTION TOOLS

Expected Progeny Difference (EPD), is the prediction of how future progeny of each animal are expected to perform relative to the progeny of other animals listed in the database. EPDs are expressed in units of measure for the trait, plus or minus. Interim EPDs may appear on young animals when their performance has yet to be incorporated into the American Angus Association National Cattle Evaluation (NCE) procedures. This EPD will be preceded by an "I", and may or may not include the animal's own performance record for a particular trait, depending on its availability, appropriate contemporary grouping, or data edits needed for NCE.

Accuracy (ACC), is the reliability that can be placed on the EPD. Accuracy will range from 0 to 1 with an accuracy closer to 1.0 indicating higher reliability. Accuracy is impacted by the amount of information that is included in the analysis including individual genotype and performance records as well as number of progeny and ancestral records.

PRODUCTION

Calving Ease Direct (CED), expressed as a difference in percentage of unassisted births, with a higher value indicating greater calving ease in first-calf heifers. It predicts the average difference in ease with which a sire's calves will be born when he is bred to first-calf heifers.

Birth Weight (BW), expressed in pounds, is a predictor of a sire's ability to transmit birth weight to his progeny compared to that of other sires.

Weaning Weight (WW), expressed in pounds, is a predictor of a sire's ability to transmit weaning growth to his progeny compared to that of other sires.

Yearling Weight (YW), expressed in pounds, is a predictor of a sire's ability to transmit yearling growth to his progeny compared to that of other sires.

Residual Average Daily Gain (RADG), feed efficiency expressed in pounds per day, is a predictor of a sire's genetic ability for post-weaning gain in future progeny compared to that of other sires, given a constant amount of feed consumed.

Dry Matter Intake (DMI), expressed in pounds per day, is a predictor of difference in transmitting ability for feed intake during the post-weaning phase, compared to that of other sires.

Yearling Height (YH), expressed in inches, is a predictor of a sire's ability to transmit yearling height compared to that of other sires.

Scrotal Circumference (SC), expressed in centimeters, is a predictor of the difference in transmitting scrotal size compared to that of other sires.

MANAGEMENT

Claw Set (Claw), expressed in units of claw-set score, a lower EPD is more favorable, indicating a sire will produce progeny with more symmetrical, even and appropriately spaced toes compared to another sire.

Foot Angle (Angle), expressed in units of foot-angle score, a lower EPD is more favorable, indicating a sire will produce progeny with an angle closer to 45 degrees at the pastern and appropriately toe length and heel depth compared to another sire.

Docility (DOC), expressed as a difference in yearling cattle temperament, with a higher value indicating more favorable docility in a sire's offspring compared to another sire.

Pulmonary Arterial Pressure EPD (PAP), expressed in millimeters of Mercury (mmHg), with a lower EPD being more favorable indicating a sire should produce progeny with a lower PAP score to decrease the risk of progeny contracting high altitude disease most commonly experienced at 5,500 ft or greater in elevation.

Hair Shed EPD (HS), expressed in units of hair shed score, with a lower EPD being more favorable. This indicates a sire should produce progeny who shed their winter coat earlier in the spring and has improved environmental adaptability in heat stressed areas and grazing endophyte-infected (hot) fescue.

MATERNAL

Heifer Pregnancy (HP), is a selection tool to increase the probability or chance of a sire's daughters becoming pregnant as first-calf heifers during a normal breeding season. A higher EPD is the more favorable direction, and the EPD is reported in percentage units.

Calving Ease Maternal (CEM), expressed as a difference in percentage of unassisted births, with a higher value indicating greater calving ease in first-calf daughters. It predicts the average ease with which a sire's daughters will calve as first-calf heifers when compared to daughters of other sires.

Maternal Milk (Milk), expressed in pounds of calf weaned, is a predictor of a sire's genetic merit for milk and mothering ability in his daughters. In other words, it is the part of the calf's weaning weight attributes to milk and mothering ability.

Mature Weight (MW), expressed in pounds, is a predictor of the difference in mature weight of daughters of a sire compared to the daughters of other sires.

Mature Height (MH), expressed in inches, is a predictor of the difference in mature height of a sire's daughters compared to daughters of other sires.

CARCASS

Carcass Weight (CW), expressed in pounds, is a predictor of the differences in hot carcass weight of a sire's progeny compared to progeny of other sires.

Marbling (Marb), expressed as a fraction of the difference in USDA marbling score of a sire's progeny compared to progeny of other sires.

Ribeye Area (RE), expressed in square inches, is a predictor of the difference in ribeye area of a sire's progeny compared to progeny of other sires.

Fat Thickness EPD (Fat), expressed in inches, is a predictor of the differences in external fat thickness at the 12th rib (as measured between the 12th and 13th ribs) of a sire's progeny compared to progeny of other sires.

\$VALUE INDEXES

\$Value Indexes, expressed in dollars per head, are multi-trait selection indexes where a higher value suggests more profit. The \$Value is an estimate of how future progeny of each sire are expected to perform, on average, compared to progeny of other sires if sires were randomly mated to cows and if calves were exposed to the same environment.

Maternal Weaned Calf Value (\$M), expressed in dollars per head, predicts profitability differences in progeny due to genetics from conception to weaning by decreasing mature cow size and improving docility, foot structure and fertility while maintaining weaning weights consistent with today's production.

Weaned Calf Value (\$W), expressed in dollars per head, provides the expected difference in future progeny pre-weaning performance from birth to weaning.

Energy Value (\$EN), expressed in dollar savings per cow per year with a larger value being more favorable. It assesses differences in cow energy requirements, due to maternal milk and mature cow size.

Feedlot Value (\$F), expressed in dollars per head, is the expected average difference in future progeny performance for post-weaning feedlot merit (growth and feed efficiency) compared to progeny of other sires assuming producers retain ownership of cattle through the feedlot phase and sell on a carcass-weight basis.

Grid Value (\$G), expressed in dollars per carcass, is the expected average difference in future progeny performance for carcass grid merit, including quality and yield grade attributes, compared to progeny of other sires.

Beef Value (\$B), expressed in dollars per carcass, represents the expected average differences in the progeny post-weaning performance and carcass value compared to progeny of other sires. This index assumes commercial producers wean all male and female progeny, retain ownership of these animals through the feedlot and sell on a carcass merit grid.

Combined Value (\$C), expressed in dollars per head, which includes all traits that make up both Maternal Weaned Calf Value (\$M) and Beef Value (\$B) with the objective that commercial producers will replace 20% of their breeding females per year with replacement heifers retained within their own herd. The remaining cull heifer and steer progeny are then assumed to be sent to the feedlot where the producers retain ownership of those cattle and sell them on a quality-based carcass merit grid.

REFERENCE SIRES

Basin Jameson 1076

Reg# *20071781 DOB 01/18/2021



G A R Progress
 Basin Advance 3134
 Basin O Lass 1663
Basin Deposit 6249
 EXAR Denver 2002B
 Basin Lucy 4288
 Basin Lucy 1037

 3F Epic 4631
 EXAR Monumental 6056B
 FWY 7008 of C085 4029
Basin Joy 9140
 Basin Rainmaker P175
 Basin Joy 5367
 Basin Joy 1036

CED	BW	WW	YW	SC	Milk	PAP	CW	Marb	RE	\$M	\$W	\$F	\$G	\$B	\$C
+8	+2.6	+110	+175	+87	+27	-1.15	+91	+1.70	+88	+86	+99	+118	+106	+224	+377

Basin Rainmaker 8584

Reg# +*191413205 DOB 02/17/2018



Basin Rainmaker P175
 Basin Rainmaker 2704
 Basin Erica 7520 BV
Basin Rainmaker 4404
 EXAR Payweight 1075
 Basin Joy 1036
 Basin Joy 566T

 EXAR Upshot 0562B
 EXAR Denver 2002B
 Exar Royal Lass 1067
Basin Lucy 4240
 Gardens Wave
 Basin Lucy 1037
 Basin Lucy 262S

CED	BW	WW	YW	SC	Milk	PAP	CW	Marb	RE	\$M	\$W	\$F	\$G	\$B	\$C
+6	+0.8	+57	+108	+05	+29	+02	+46	+98	+88	+80	+57	+97	+75	+172	+303

REFERENCE SIRES

S A V Renovation 6822

Reg# +*18579309 DOB 01/28/2016



R R Rito 707
 Rito 707 of Ideal 3407 7075
 Ideal 3407 of 1418076
S A V Renown 3439
 S A V 8180 Traveler 004
 S A V Blackcap May 4136
 S A V May 2397
 S A V 8180 Traveler 004
 S A V 004 Density 4336
 S A V May 7238
S A V Madame Pride 0151
 S A F 598 Bando 5175
 S A V Madame Pride 0075
 S A V Madame Pride 8264

CED	BW	WW	YW	SC	Milk	PAP	CW	Marb	RE	\$M	\$W	\$F	\$G	\$B	\$C
+3	+2.5	+67	+123	+1.10	+16	+1.44	+48	+54	+23	+60	+48	+98	+36	+134	+234

Sitz Incentive 704H

Reg# *19677938 DOB 01/25/2020



Benfield Substance 8506
 Mohren Substantial 272
 Mohren Glyn Mawr Elba 1758
Sitz Stellar 726D
 Connealy Final Product
 SITZ Pride 200B
 Sitz Pride 308Y6
 Connealy Conquest
 Sitz Invasion 574D
 Sitz Supermama 173Z
SITZ Barbaramere Nell 53F
 Koupals B&B Titan 3013
 SITZ Barbaramere Nell 105D
 Sitz Barbaramere Nell 874

CED	BW	WW	YW	SC	Milk	PAP	CW	Marb	RE	\$M	\$W	\$F	\$G	\$B	\$C
+7	+0.6	+75	+124	-03	+24	-85	+55	+88	+50	+93	+73	+100	+56	+156	+295

Basin Safe Deposit 9324

Reg# +*19461028 DOB 02/11/2019



G A R Progress
 Basin Advance 3134
 Basin O Lass 1663
Basin Deposit 6249
 EXAR Denver 2002B
 Basin Lucy 4288
 Basin Lucy 1037
 C F Right Design 1802
 Summitcrest Complete 1P55
 Summitcrest Elba 1M17
Basin Joy 2006
 B P F Special Focus 504
 Basin Joy 566T
 Basin Joy 204R

CED	BW	WW	YW	SC	Milk	PAP	CW	Marb	RE	\$M	\$W	\$F	\$G	\$B	\$C
+14	-1.3	+73	+124	+1.09	+32	+63	+50	+1.37	+65	+85	+81	+90	+87	+178	+316

MAKE YOUR CATTLE STAND OUT



You've made a significant investment in your genetics, but does the market recognize that? Stand out by differentiating our cattle with AngusLinkSM programs: the Genetic Merit ScorecardSM and AngusVerifiedSM.

ANGUS LINK
**GENETIC
MERIT
SCORECARDSM**

The Genetic Merit Scorecard gives buyers the confidence they need to pay more for your quality calves.

**ANGUS
VERIFIEDSM**

AngusVerified validates your calves are sired by registered Angus bulls and make your cattle stand apart from other black hides on sale day.

Users of AngusLink programs earn **\$13-15/CWT PREMIUMS** on average. Give us a call, and learn how to claim your competitive edge with AngusLink value-added programs.

ANGUS LINKSM
VALUE ADDED PROGRAMS

ANGUSLINK.COM | 816-383-5100

The Genetic Merit Scorecard and AngusVerified are administered by IMI Global.

Lot
1

BC Jameson 424

Reg# +*21182868 ID 424 DOB 03/05/24



Basin Advance 3134
 Basin Deposit 6249
 Basin Lucy 4288
 Basin Jameson 1076
 EXAR Monumental 6056B
 Basin Joy 9140
 Basin Joy 5367
 Basin Payweight 006S
 Basin Payweight 1682
 21AR O Lass 7017
 Basin Lucy 1E87
 Gardens Wave
 Basin Lucy 1037
 Basin Lucy 262S

Act BW	91
Adj 205	670
WW Ratio	ET

CED	BW	WW	YW	SC	Milk	PAP	CW	Marb	RE
+5	+2.7	+95	+164	+1.66	+24	+44	+82	+1.36	+.75
Calving Ease:		\$M	\$W	\$F	\$G	\$B	\$C		
★★		+72	+84	+121	+87	+207	+340		

HOBOK Top 2% WW - Top 3% YW - Top 4% CW - Top 5% \$W
 Top 5% SC - Top 10% SC - Top 10% Claw
 Top 10% Angle - Top 10% Marb - Top 10% \$F
 Top 10% \$G - Top 10% \$B - Top 25% MW

Big, deep sided, soft sided made Jameson that brings so many things together in one package out of a great cow family. He is in the top 10% of the Angus Breed in over a dozen traits. Herd bull prospect!

Reference
Dam



Basin Lucy 1E87

Reference
Dam



Basin Lucy 4240

Reference
Dam



Basin O Lass 1240

Outstanding Foundation Dams whose maternal excellence and performance serve as the platform for an efficient, highly productive cow herd.

Lot
2

BC Jameson 426

Reg# +*21182869 ID 426 DOB 03/03/24



Basin Advance 3134
 Basin Deposit 6249
 Basin Lucy 4288
 Basin Jameson 1076
 EXAR Monumental 6056B
 Basin Joy 9140
 Basin Joy 5367
 Basin Payweight 006S
 Basin Payweight 1682
 21AR O Lass 7017
 Basin Lucy 1E87
 Gardens Wave
 Basin Lucy 1037
 Basin Lucy 262S

Act BW	84
Adj 205	702
WW Ratio	ET

CED	BW	WW	YW	SC	Milk	PAP	CW	Marb	RE
+6	+1.0	+86	+146	+1.81	+29	+1.79	+64	+1.19	+68



Top 2% Angle - Top 3% \$W - Top 10% WW
 Top 10% SC - Top 15% YW - Top 15% Marb
 Top 15% \$G - Top 20% \$B - Top 20% SC
 Top 25% Claw

Calving Ease:
 ★★ ★

\$M	\$W	\$F	\$G	\$B	\$C
+70	+87	+101	+78	+179	+302

BC Jameson 426 is a flush brother to lot #1. He is a big, wide, deep kind of bull that stands out in the pen. Extremely gentle and has high fertility. He is a heifer making bull that will rebuild the herd. He is a herd bull prospect!


FOUNDATION FEMALES

What does it take to make profit in the commercial cattle industry? Gross revenue, minus all costs, equals profit, right? It starts with a cow that produces a calf with the least amount of input. However, that calf has to be able to grow, have good feet, good docility and finish at a point where it will grade on the rail and bring a premium.

What about the heifers that come back to the herd? These have to be fertile, grow, and mothering abilities are a must. They have to have good feet as well and do all of this while maintaining good condition in real world environments.

Our goal is to produce animals that do all of this while grazing 300+ days out of the year. You, as our customer can have confidence that our goal will make you a profit. The females shown, do just that.

Lot 3 **BC Jameson 422**
 Reg# +*21182865 ID 422 DOB 02/01/24


Basin Deposit 6249	Basin Advance 3134	<table border="1"> <tr><td>Act BW</td><td>77</td></tr> <tr><td>Adj 205</td><td>418</td></tr> <tr><td>WW Ratio</td><td>ET</td></tr> </table>	Act BW	77	Adj 205	418	WW Ratio	ET
Act BW	77							
Adj 205	418							
WW Ratio	ET							
Basin Jameson 1076	Basin Lucy 4288							
Basin Joy 9140	EXAR Monumental 6056B							
	Basin Joy 5367							
Basin Rainmaker 4404	Basin Rainmaker 2704							
Basin Lucy 8583	Basin Joy 1036							
Basin Lucy 4240	EXAR Denver 2002B							
	Basin Lucy 1037							

CED	BW	WW	YW	SC	Milk	PAP	CW	Marb	RE
+5	+2.4	+81	+132	+88	+30	+05	+61	+1.14	+59
Calving Ease:									
★★	\$M	\$W	\$F	\$G	\$B	\$C			
	+96	+84	+91	+77	+168	+314			

Top 2% Angle - Top 2% \$M - Top 5% \$W - Top 10% Claw - Top 15% WW
 Top 15% HS - Top 15% \$G - Top 15% \$C - Top 20% Marb - Top 25% PAP
 Top 25% Milk - Top 25% Fat

BC Jameson 422, Lots 3,4, and 5 are out of a Basin Rainmaker 8584 flush sister that is an extremely easy keeping 4404 daughter that is extremely deep and powerful.

Lot 4 **BC Jameson 420**
 Reg# +*21182861 ID 420 DOB 01/29/24


Basin Deposit 6249	Basin Advance 3134	<table border="1"> <tr><td>Act BW</td><td>78</td></tr> <tr><td>Adj 205</td><td>480</td></tr> <tr><td>WW Ratio</td><td>ET</td></tr> </table>	Act BW	78	Adj 205	480	WW Ratio	ET
Act BW	78							
Adj 205	480							
WW Ratio	ET							
Basin Jameson 1076	Basin Lucy 4288							
Basin Joy 9140	EXAR Monumental 6056B							
	Basin Joy 5367							
Basin Rainmaker 4404	Basin Rainmaker 2704							
Basin Lucy 8583	Basin Joy 1036							
Basin Lucy 4240	EXAR Denver 2002B							
	Basin Lucy 1037							

CED	BW	WW	YW	SC	Milk	PAP	CW	Marb	RE
+12	-1.2	+84	+143	+98	+36	-1.00	+72	+1.54	+41
Calving Ease:									
★★★★★	\$M	\$W	\$F	\$G	\$B	\$C			
	+90	+96	+105	+89	+195	+343			

Top 1% \$W - Top 4% Milk - Top 4% Marb - Top 5% \$M - Top 5% \$C
 Top 10% CED - Top 10% BW - Top 10% WW - Top 10% Claw - Top 10% Angle
 Top 10% \$G - Top 15% YW - Top 15% DOC - Top 15% PAP - Top 15% HS
 Top 15% CEM - Top 15% CW - Top 15% \$B

BC Jameson 420 is a heifer bull with a calving ease of +12 and extreme growth of 84 weaning and +143 yearling weight with the carcass traits to enhance your program.

Lot 5 **BC Jameson 421**
 Reg# +*21182863 ID 421 DOB 02/02/24

Basin Deposit 6249	Basin Advance 3134	<table border="1"> <tr><td>Act BW</td><td>76</td></tr> <tr><td>Adj 205</td><td>453</td></tr> <tr><td>WW Ratio</td><td>ET</td></tr> </table>	Act BW	76	Adj 205	453	WW Ratio	ET
Act BW	76							
Adj 205	453							
WW Ratio	ET							
Basin Jameson 1076	Basin Lucy 4288							
Basin Joy 9140	EXAR Monumental 6056B							
	Basin Joy 5367							
Basin Rainmaker 4404	Basin Rainmaker 2704							
Basin Lucy 8583	Basin Joy 1036							
Basin Lucy 4240	EXAR Denver 2002B							
	Basin Lucy 1037							

CED	BW	WW	YW	SC	Milk	PAP	CW	Marb	RE
+8	+0.6	+87	+142	+38	+21	-.46	+59	+1.06	+59
Calving Ease:									
★★★★★	\$M	\$W	\$F	\$G	\$B	\$C			
	+79	+83	+89	+70	+159	+285			

Top 5% CEM - Top 10% WW - Top 10% Angle - Top 10% \$W - Top 15% YW
 Top 20% PAP - Top 20% \$M - Top 25% Marb - Top 25% \$G



Republican Valley
Genetics

Consultation • Analysis • Implementation • Results

Jeremy VanBoening DVM

Kaylyn Spellman LVT ET Director

www.repvalleyanimal.com

Bovine Embryo Transfer & Artificial Insemination

Bovine In Vitro Fertilization

in partnership with Trans Ova Genetics

Complete Embryo Transfer Facility with Donor & Recipient Housi

On Farm Flushing & Transfer with Mobile E.T. Barn

WE ALWAYS SAY WE HAVE THE BEST CUSTOMERS!

BRENT CATTLE COMPANY IS FANTASTIC TO WORK WITH!!

GREAT CATTLE AND GREAT PEOPLE!!

Lot
6

BC Incentive 423

Reg# +*21183110 ID 423 DOB 03/02/24



Mohlen Substantial 272
Sitz Stellar 726D
SITZ Pride 200B
SITZ Incentive 704H
Sitz Invasion 574D
SITZ Barbaramere Nell 53F
SITZ Barbaramere Nell 105D

Basin Payweight 006S
Basin Payweight 1682
21AR O Lass 7017
Basin Lucy 1E87
Gardens Wave
Basin Lucy 1037
Basin Lucy 262S

Act BW	85
Adj 205	741
WW Ratio	ET

Top 2% Claw - Top 5% SM - Top 15% Milk
Top 15% \$W - Top 20% \$EN - Top 20% \$C
Top 25% \$C

CED	BW	WW	YW	SC	Milk	PAP	CW	Marb	RE
+5	+0.4	+66	+113	+1.32	+32	+4.8	+56	+0.79	+64
Calving Ease:		\$M	\$W	\$F	\$G	\$B	\$C		
★★★		+90	+76	+103	+56	+160	+298		

BC Incentive 423 is the maternal brother to lots #1 and #2. He is very deep, wide tracking, big topped Incentive son that is a head turner and put together correctly.

Lot
7

BC Foundation 425

Reg# +*21182900 ID 425 DOB 03/03/24



Baldrige Alternative E125
SG Salvation
MGR JP Rita 7037
FHCC Foundation 1558
G A R Sure Fire
Woodland Blackcap Lady 84
Basin Blackcap Lady 0172

Basin Payweight 006S
Basin Payweight 1682
21AR O Lass 7017
Basin Lucy 1E87
Gardens Wave
Basin Lucy 1037
Basin Lucy 262S

Act BW	84
Adj 205	702
WW Ratio	ET

Top 10% CED - Top 10% CEM - Top 10% \$F
Top 10% \$G - Top 10% \$B - Top 10% \$C
Top 15% Marb - Top 15% \$W - Top 20% \$W
Top 20% \$W - Top 20% \$W - Top 25% DMI
Top 25% \$PAP - Top 25% \$RE

CED	BW	WW	YW	SC	Milk	PAP	CW	Marb	RE
+13	-0.4	+78	+131	+0.67	+22	-.01	+68	+1.26	+90
Calving Ease:		\$M	\$W	\$F	\$G	\$B	\$C		
★★★★		+70	+78	+122	+83	+205	+336		

BC Foundation 425 is a maternal brother to lots #1, #2 and #3 out of 1E87. This is a no miss heifer bull that is an outcrossed pedigree in most programs. Big, long and deep soft made.

Lot
8

BC Rainmaker 404

Reg# *21182858 ID 404 DOB 03/14/24



Basin Rainmaker 2704
Basin Rainmaker 4404
Basin Joy 1036
Basin Rainmaker 8584
EXAR Denver 2002B
Basin Lucy 4240
Basin Lucy 1037
S A V Rainfall 6846
Square B True North 8052
Elbanna of Conanga 1209
BC Lucy 1103
Basin Payweight Plus 6048
BC Lucy 9017
Basin Lucy 4240

Act BW	76
Adj 205	568
WW Ratio	98

Top 1% CEM - Top 2% Angle - Top 10% DOC
Top 15% BW - Top 15% RADG - Top 15% RE
Top 15% SM - Top 25% CED - Top 25% SC
Top 25% \$W - Top 25% \$C

CED	BW	WW	YW	SC	Milk	PAP	CW	Marb	RE
+10	-0.6	+70	+132	+1.30	+29	+58	+53	+0.81	+1.08
Calving Ease:		\$M	\$W	\$F	\$G	\$B	\$C		
★★★★★		+82	+72	+97	+66	+164	+295		

BC Rainmaker 404 is out of BC Lucy 1103, who Grady won reserve champion breeding heifer with at the county fair.

Lot
9

BC Rainmaker 403

Reg# *21182860 ID 403 DOB 03/12/24



Basin Rainmaker 2704
Basin Rainmaker 4404
Basin Joy 1036
Basin Rainmaker 8584
EXAR Denver 2002B
Basin Lucy 4240
Basin Lucy 1037
S A V Rainfall 6846
Square B True North 8052
Elbanna of Conanga 1209
BC Heroine 1085
Basin Journey 5322
BC Heroine 7085
BC Heroine 1085

Act BW	76
Adj 205	584
WW Ratio	101

Top 1% CEM - Top 4% Milk - Top 10% Claw
Top 10% Angle - Top 15% RE - Top 20% Fat
Top 20% SM - Top 20% \$G - Top 20% \$C
Top 25% CED - Top 25% BW

CED	BW	WW	YW	SC	Milk	PAP	CW	Marb	RE
+10	+0.1	+54	+100	+0.04	+36	+1.96	+49	+0.95	+1.05
Calving Ease:		\$M	\$W	\$F	\$G	\$B	\$C		
★★★★★		+77	+64	+97	+74	+171	+299		

Essential Cattle Nutrition

We offer custom manufactured nutrition formulated specifically for your needs, including:

- Custom formulated minerals
- Dry & Liquid Protein Supplements
- Medicated Feed Supplements
- Cattle Lick Tubs
- Ethanol By-Products
- Plastic Bunker Covers
- Netwrap & Twine
- Red Brand Barbwire

CALL TODAY 308.784.2255 | FULL RANGE OF CATTLE NUTRITION CONSULTING



Customer satisfaction is our highest priority – we ensure all products are delivered right to your location!



AgWest Feed & Supply | 41581 Hwy 30 Willow Island, NE 69171 | agwestfeedandsupply@cozadtel.net | 308.784.2255

Lot
10

BC True Grit 401

Reg# *21178847 ID 401 DOB 03/07/24



S A V Rainfall 6846
Square B True North 8052
Elbanna of Conanga 1209
Basin True Grit 1021
Basin Rainmaker 4404
Basin Camilla 9044
Basin Camilla 7026
Basin Payweight 1682
Basin Payweight Plus 6048
EXAR Royal Lass 2810
BC Molly 1047
Baldrige Colonel C251
MCC SuperMama 9047
MCC SuperMama 0139

Act BW	80
Adj 205	580
WW Ratio	100



Top 10% RADG - Top 10% CEM - Top 15% CED
Top 15% DOC - Top 20% BW - Top 20% YW
Top 20% MW - Top 20% RE - Top 20% \$G
Top 25% Milk - Top 25% Marb - Top 25% \$B

	CED	BW	WW	YW	SC	Milk	PAP	CW	Marb	RE
	+11	-0.2	+74	+141	+40	+30	+61	+59	+1.03	+99
Calving Ease:		\$M	\$W	\$F	\$G	\$B	\$C			
★★★★		+55	+71	+104	+74	+178	+286			

BC True Grit 401 is a True Grit son that is long and deep. His dam is now in our donor program and is gentle as a kitten. Shown at the county fair and easy to look at. Basin True Grit is being heavily used in our program again.

Lot
11

BC Rainmaker 402

Reg# *21182862 ID 402 DOB 03/09/24



Basin Rainmaker 2704
Basin Rainmaker 4404
Basin Joy 1036
Basin Rainmaker 8584
EXAR Denver 2002B
Basin Lucy 4240
Basin Lucy 1037

Basin Payweight 1682
V A R Power Play 7018
Sandpoint Blackbird 8809
BC Dame 0102
B P F Special Focus 504
Basin Dame 3304
Hoover Dame

Act BW	76
Adj 205	542
WW Ratio	94

Top 4% PAP - Top 10% CEM - Top 20% Angle
Top 20% MH - Top 25% YW - Top 25% MW
Top 25% SF

CED	BW	WW	YW	SC	Milk	PAP	CW	Marb	RE
+7	+0.4	+74	+135	+16	+23	-1.85	+63	+0.62	+66
Calving Ease:									
★★★	\$M	\$W	\$F	\$G	\$B	\$C			
	+46	+65	+106	+52	+158	+251			

Lot
12

BC Rainmaker 416

Reg# *21203048 ID 416 DOB 02/16/24

Basin Rainmaker 4404
Basin Rainmaker 8584
Basin Lucy 4240

Square B True North 8052
BC Jilt 202
BC Jilt 502

Basin Rainmaker 2704
Basin Joy 1036
EXAR Denver 2002B
Basin Lucy 1037

S A V Rainfall 6846
Elbanna of Conanga 1209
Basin Rainmaker X336
BC Jilt 202X

Act BW	78
Adj 205	544
WW Ratio	98



CED	BW	WW	YW	SC	Milk	PAP	CW	Marb	RE
+1	+2.1	+65	+118	+54	+21	-2.58	+53	+0.94	+97

Calving Ease:	\$M	\$W	\$F	\$G	\$B	\$C
★	+58	+51	+99	+76	+175	+285



Top 2% PAP - Top 2% Fat - Top 10% Claw - Top 15% CEM - Top 15% MH
Top 15% SG - Top 20% YH - Top 20% RE - Top 25% SB

Lot
13

BC Spur 406

Reg# *21182790 ID 406 DOB 03/16/24

Connealy Spur
Vermilion Spur E143
Vermilion Blackbird 4468

Basin Journey 5322
BC Acclady 7011
Windmill Acclady 7262 9011

Connealy Stimulus 8419
Jazza of Conanga 8594
KG Sure Shot 0015
Vermilion Blackbird 1465

WR Journey-1X74
B & K Eileen Lass 3107
Woodhill Foresight
Windmill Acclady 7262

Act BW	76
Adj 205	525
WW Ratio	91

CED	BW	WW	YW	SC	Milk	PAP	CW	Marb	RE
+14	-0.1	+54	+104	+1.49	+35	+2.06	+46	+0.27	+44

Calving Ease:	\$M	\$W	\$F	\$G	\$B	\$C
★★★★★	+56	+60	+90	+29	+119	+210



Top 4% CED - Top 5% CEM - Top 10% Milk - Top 15% SC - Top 25% BW

2 MANY IRONS
Livestock Services

CUP & CPEC Certified Ultrasound Technician Services
Seedstock Consultation & Referrals
Sale and Show Day Fitting Services

CLINT & TERA SHULTS
MEEKER, CO.

☎ 970-201-4104
✉ toomanyirons@msn.com
f 2manyirons

Lot
14

BC Monumental 415

Reg# *21203739 ID 415 DOB 02/14/24



3F Epic 4631
EXAR Monumental 6056B
FWY 7008 of C085 4029
Basin Monumental 9317
EXAR Denver 2002B
Basin Lucy 4288
Basin Lucy 1037
G A R Inertia
SV 5226 Inertia 0114
SV 2100 Lady Lobelia 6000
BC Black Violet 2724
Basin Payweight Plus 6048
BC Black Violet 9724
BC Black Violet 7024



Act BW	74
Adj 205	555
WW Ratio	101

CED	BW	WW	YW	SC	Milk	PAP	CW	Marb	RE
+8	+1.5	+82	+141	+92	+23	+93	+69	+1.16	+99
Calving Ease:		\$M	\$W	\$F	\$G	\$B	\$C		
★★★★		+57	+73	+101	+79	+180	+290		



Top 15% WW - Top 15% MH - Top 15% SG
Top 20% YW - Top 20% MW - Top 20% CW
Top 20% Marb - Top 20% RE - Top 20% SB
Top 25% SW - Top 25% SC

Lot
15

BC Monumental 411

Reg# *21203049 ID 411 DOB 04/25/24

EXAR Monumental 6056B
Basin Monumental 8345
Basin Lucy 1037
Basin Rainmaker X336
BC Jilt 502
BC Jilt 202X

3F Epic 4631
FWY 7008 of C085 4029
Gardens Wave
Basin Lucy 262S
Basin Rainmaker P175
Basin Pride T380
Summitcrest Darth 0X19
Summitcrest Jilt 102X

Act BW	78
Adj 205	619
WW Ratio	107



CED	BW	WW	YW	SC	Milk	PAP	CW	Marb	RE
+1	+1.8	+64	+109	+21	+21	-.48	+52	+0.79	+1.15
Calving Ease:		\$M	\$W	\$F	\$G	\$B	\$C		
★		+59	+58	+97	+65	+162	+269		



Top 10% RE - Top 20% PAP

Lot
16

BC Monumental 412

Reg# *21178844 ID 412 DOB 04/29/24

EXAR Monumental 6056B
Basin Monumental 8345
Basin Lucy 1037
V A R Legend 5019
BC Powna 9059
Bartels Powna 5041 7059

3F Epic 4631
FWY 7008 of C085 4029
Gardens Wave
Basin Lucy 262S
V A R Discovery 2240
PF CC&7 Henrietta Pride 1044
Basin Payweight 1682
Bartels Powna 2025 5041

Act BW	73
Adj 205	609
WW Ratio	105



CED	BW	WW	YW	SC	Milk	PAP	CW	Marb	RE
+12	+0.1	+60	+109	+1.21	+32	+1.47	+44	+1.02	+83
Calving Ease:		\$M	\$W	\$F	\$G	\$B	\$C		
★★★★★		+82	+70	+82	+70	+152	+279		



Top 10% CED - Top 15% Milk - Top 15% \$EN - Top 15% \$M - Top 25% BW
Top 25% CEM - Top 25% Marb - Top 25% SG

Colorado Animal Health, Inc.



“Animal Health Is Our Business”

3530 Stagecoach Road

Longmont, CO 80504

(303)772-2636

(800)235-2636

MUNDELL ANGUS

Lauren and I with our two boys Brig (8) and Dax (6), are proud to be the 5th generation on a ranch that has been in our family since 1908.

Although primarily a commercial Angus Cattle operation in SE Colo (Walsh), we enjoy raising a few registered cattle that can fit an arid, dry climate with an annual rainfall averaging 12 inches per year.

We strive to produce cattle that will have good phenotype, fertility, and fleshing ability but will bring a heavy calf to the scale on sale day. We try not to chase extremes, being mainly commercial, we expect our registered cattle to perform just the same.

We are honored to offer our cattle with the Brent Family.

Clint Mundell



Lot
17

Mundell Renovation 405

Reg# *PENDING ID 405 DOB 02/14/24



Rito 707 of Ideal 3407 7075
 S A V Renown 3439
 S A V Blackcap May 4136
 S A V Renovation 6822
 S A V 004 Density 4336
 S A V Madame Pride 0151
 S A V Madame Pride 0075

 O C C Jet Stream 825J
 Duff Jetset 7122
 O C C Revolution Rose 887H
 ZWT Blackcap 1509
 O C C Hercules 941H
 O C C Lady Blackcap 753L
 O C C Lady Blackcap 822H

Act BW	78
Adj 205	738
WW Ratio	ET

CED	BW	WW	YW	SC	Milk	PAP	CW	Marb	RE
+5	+1.6	+55	+98	+66	+21	+1.21	+37	+52	+37
Calving Ease:		\$M	\$W	\$F	\$G	\$B	\$C		
★★★		+65	+47	+85	+34	+120	+220		



*Registration Pending. Purchased embryo awaiting dam DNA panel. Pedigree estimate EPDs are listed.

Lot
19

Mundell Renovation 406

Reg# +*21207069 ID 406 DOB 02/19/24



Rito 707 of Ideal 3407 7075
 S A V Renown 3439
 S A V Blackcap May 4136
 S A V Renovation 6822
 S A V 004 Density 4336
 S A V Madame Pride 0151
 S A V Madame Pride 0075
 Rito 707 of Ideal 3407 7075
 S A V Resource 1441
 S A V Blackcap May 4136
 S A V Duke Girl 4441
 C A R Tracker 305
 A C Duke Girl 57
 A C Duke Girl 330

Act BW	97
Adj 205	686
WW Ratio	ET

Top 1% Angle - Top 10% Claw - Top 25% PAP

CED	BW	WW	YW	SC	Milk	PAP	CW	Marb	RE
+1	+3.4	+64	+111	+1.16	+15	+0.05	+45	+0.45	+50
Calving Ease:		\$M	\$W	\$F	\$G	\$B	\$C		
★		+57	+44	+84	+39	+123	+217		

Lot
18

Mundell Renovation 407

Reg# +*21207070 ID 407 DOB 02/20/24

S A V Renown 3439
 S A V Renovation 6822
 S A V Madame Pride 0151

Rito 707 of Ideal 3407 7075
 S A V Blackcap May 4136
 S A V 004 Density 4336
 S A V Madame Pride 0075

Act BW	85
Adj 205	595
WW Ratio	ET

S A V Resource 1441
 S A V Duke Girl 4441
 A C Duke Girl 57

Rito 707 of Ideal 3407 7075
 S A V Blackcap May 4136
 C A R Tracker 305
 A C Duke Girl 330

CED	BW	WW	YW	SC	Milk	PAP	CW	Marb	RE
-1	+3.5	+72	+128	+0.81	+19	-.73	+52	+0.21	+46
Calving Ease:		\$M	\$W	\$F	\$G	\$B	\$C		
★		+62	+54	+89	+26	+115	+211		

Top 4% Angle - Top 15% Claw - Top 15% PAP

Lot
20

Mundell Rainfall 401

Reg# +*21205610 ID 401 DOB 02/07/24

Coleman Charlo 0256
 S A V Rainfall 6846
 S A V Blackcap May 4136

O C C Paxton 730P
 Bohi Abigale 6014
 S A V 8180 Traveler 004
 S A V May 2397

Act BW	72
Adj 205	643
WW Ratio	ET

S A V 707 Rito 9969
 S A V Madame Pride 2304
 S A V Madame Pride 9803

Rito 707 of Ideal 3407 7075
 BR Polly 8077-472
 S A V Bismarck 5682
 S A V Madame Pride 5290

CED	BW	WW	YW	SC	Milk	PAP	CW	Marb	RE
+6	+0.4	+53	+98	+1.43	+22	+2.94	+21	+0.52	+13
Calving Ease:		\$M	\$W	\$F	\$G	\$B	\$C		
★★★		+53	+49	+65	+41	+106	+190		

Top 5% DMI - Top 20% SC - Top 20% Claw - Top 25% Angle

“You can’t change the past, but you can shape the future with every choice you make today.”

Lot
21

Mundell Natural Lite 404

Reg# *21208415 ID 404 DOB 02/13/24

Coleman Bravo 6313
 Duff Natural Lite 20224
 Duff B1 619 LadyPop 1017

Coleman Charlo 0256
 Coleman Donna 714
 Duff Basic Instinct 6501
 Duff NL B351 Lady Pop 619

Act BW	81
Adj 205	777
WW Ratio	111

DVAR Huckleberry 871
 C & L Chloe 2003
 EXAR Chloe 0010

Connealy Confidence Plus
 Dvar Henrietta Pride 4001
 EXAR Rolex 8709B
 EXAR Chloe 8531

CED	BW	WW	YW	SC	Milk	PAP	CW	Marb	RE
+4	+2.1	+76	+138	+0.40	+22	+3.37	+68	+0.38	+131
Calving Ease:		\$M	\$W	\$F	\$G	\$B	\$C		
★★★		+86	+71	+119	+50	+169	+305		

Top 3% RE - Top 10% SM - Top 10% SF - Top 15% Fat - Top 20% YW
 Top 20% RADG - Top 20% DOC - Top 20% SEN - Top 20% CW - Top 20% SC
 Top 25% WW

Lot
22

Mundell Craftsman 400

Reg# *21205745 ID 400 DOB 02/07/24



Sitz Stellar 726D
Sitz Resilient 10208
Sitz Miss Burgess 1856
Connealy Craftsman
Connealy Niobrara 5451
Black Cathy of Conanga 8521
Black Carla of Conanga 450
BCII Money Makin Express 508
BC II Skyfall 2812
Limestone Arkdale Pride U184
EXAR Penny 8398
Dameron First Class
EXAR Penny 4000
EXAR Penny 0486



Act BW	87
Adj 205	787
WW Ratio	112



Top 10% Fat - Top 15% WW - Top 20% YW - Top 25% YH - Top 25% Claw - Top 25% SW

CED	BW	WW	YW	SC	Milk	PAP	CW	Marb	RE	
+4	+2.0	+81	+138	+1.02	+22	+3.39	+42	+0.75	+84	
Calving Ease:					\$M	\$W	\$F	\$G	\$B	\$C
					+71	+73	+78	+63	+141	+254

Lot
23

Mundell Natural Lite 402

Reg# *21208416 ID 402 DOB 02/04/24

Coleman Bravo 6313
Duff Natural Lite 20224
Duff BI 619 LadyPop 1017

Coleman Charlo 0256
Coleman Donna 714
Duff Basic Instinct 6501
Duff NL B351 Lady Pop 619

Act BW	75
Adj 205	727
WW Ratio	104

GCC King George 650A
GCC Dixie Erica 776E
GCC Dixie Erica 602A

GCC Black Watch 849T
Duff NE 9375 Georgina 845
GCC Total Recall 806T
GCC Dixie Erica 630Y

CED	BW	WW	YW	SC	Milk	PAP	CW	Marb	RE	
+8	+0.7	+58	+84	+77	+18	-.13	+22	-0.05	+46	
Calving Ease:					\$M	\$W	\$F	\$G	\$B	\$C
					+70	+61	+48	+17	+65	+154



Top 2% Angle - Top 3% SEN - Top 10% DMI - Top 10% Claw - Top 25% PAP



Lot
24

Mundell Resilient 403

Reg# *21208699 ID 403 DOB 02/11/24

Sitz Stellar 726D
Sitz Resilient 10208
Sitz Miss Burgess 1856

Mohnen Substantial 272
SITZ Pride 200B
Sitz Top Game 561X
Sitz Miss Burgess 4381

Act BW	79
Adj 205	699
WW Ratio	100

GCC Emulate This 913A
GCC Dixie Erica 625E
GCC Dixie Erica 743C

N Bar Emulation EXT
O C C Juanada 741K
GCC Gold Standard X615
GCC Dixie Erica 707A



CED	BW	WW	YW	SC	Milk	PAP	CW	Marb	RE	
+5	+0.9	+61	+96	+1.04	+35	+19	+34	+0.92	+32	
Calving Ease:					\$M	\$W	\$F	\$G	\$B	\$C
					+104	+82	+63	+59	+122	+262



Top 1% SM - Top 3% HP - Top 4% SEN - Top 10% Milk - Top 10% SW
Top 20% Angle - Top 25% HS

TWO YEAR OLD BULLS

Lot
25

BC Safe Deposit 324

Reg# *20887025 ID 324 DOB 03/04/23



Basin Advance 3134
Basin Deposit 6249
Basin Lucy 4288
Basin Safe Deposit 9324
Summitcrest Complete 1P55
Basin Joy 2006
Basin Joy 566T

Basin Payweight 1682
Basin Payweight 5244
Basin Trojan Erica 3202
BC Lucy 1240
Basin Advance 3134
BC Lucy of Advance 8240
Basin Lucy 4240

Act BW	78
Adj 205	722
WW Ratio	114

HOSOK Top 1% CEM - Top 15% \$W - Top 20% MH - Top 25% WW
- Top 25% YH - Top 25% Milk - Top 25% Marb

CE	BW	WW	YW	SC	Milk	PAP	CW	Marb	RE
+7	+0.5	+77	+129	+40	+30	+21	+44	+1.04	+25
Calving Ease:		\$M	\$W	\$F	\$G	\$B	\$C		
★★★		+61	+78	+75	+64	+139	+241		

Lot
26

BC Payweight 3226

Reg# *20884150 ID 3226 DOB 04/17/23

Basin Payweight 1682
Basin Payweight 7117
Basin Lucy 3150

Basin Payweight 006S
21AR O Lass 7017
Basin Rainmaker P175
Basin Lucy 1667

EXAR PowerSource 4723B
BC Ruby 9226
BC Ruby 2216

EXAR Denver 2002B
EXAR Lucy 2944
Sinclair Excellency 5X25
KJ Ruby 0216

Act BW	78
Adj 205	736
WW Ratio	103



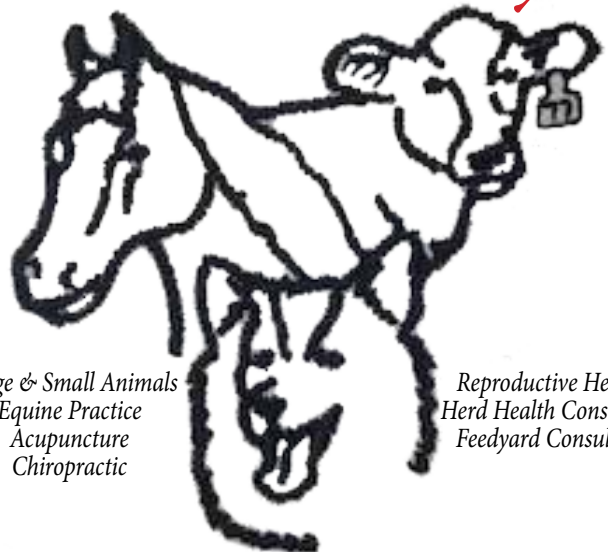
CE	BW	WW	YW	SC	Milk	PAP	CW	Marb	RE
+7	+0.6	+58	+103	+15	+35	+4.04	+37	+0.84	+47

Calving Ease:		\$M	\$W	\$F	\$G	\$B	\$C
★★★		+60	+66	+74	+58	+131	+230

HOSOK Top 10% Milk - Top 15% CEM



Medicine Valley



Large & Small Animals
Equine Practice
Acupuncture
Chiropractic

Reproductive Health
Herd Health Consulting
Feedyard Consulting

Veterinary Hospital

Steven R. Krull, DVM
W 6th St - Curtis, NE 69025
(308) 367-8688

POPE RED ANGUS & RED SIMMENTAL BULLS

Lot 27 *Pope Blue Chip L092*
 RAAA# 4918838 ID L092 DOB 05/21/23



PIE Stockman 4051
 Bieber CL Stockmarket E119
 Bieber CL Adelle 475C
 Bieber Blue Chip H302
 Bieber Iron Ore A104
 Bieber Rose 162C
 Bieber Rose 475A

Brown Premier X7876
 Redhill X7876 Premier 45C
 CCCH T189 Primrose 219X
 KCAB Cherry Premier F602
 Brown JYJ Redemption Y1334
 KCAB Cherry D214
 7U Cherry 1656

Act BW **75**

Calving Ease: Lot 17, 1A (100% Red Angus)
 ★★★★★

	ProS	HB	GM	CED	BW	WW	YW	ADG	DMI	
EPD:	+150	+92	+58	+17	-6.4	+63	+96	+21	+42	
%ile:	4%	3%	33%	8%	1%	62%	69%	74%	18%	
	Milk	ME	HPG	CEM	STAY	Marb	YG	CW	REA	Fat
EPD:	+21	-1	+13	+11	+18	+.87	+.11	+4	-.12	+.04
%ile:	89%	27%	23%	2%	11%	3%	73%	96%	91%	83%

Lot 28 *Pope Driven L095*
 RAAA# 4918836 ID L095 DOB 05/23/23

Bieber Hard Drive Y120
 Bieber Driven C540
 Bieber Joan 309Y

Bieber Laura 158W
 LCOC High Noon A093R
 Bieber Joan 7502

Brown AA Prestigious B5153
 KCAB Kina Girl E429
 KCAB M2 Kina Girl A3

Lacy Gold Bar 8123
 LSF Takeover 9943W
 Brown MS Destination T7634
 Feddes Big Sky R9
 KCAB 18Y

Act BW **89**

	ProS	HB	GM	CED	BW	WW	YW	ADG	DMI	
EPD:	+158	+82	+76	+11	-2.9	+67	+98	+19	+38	
%ile:	2%	7%	9%	72%	29%	43%	66%	83%	14%	
	Milk	ME	HPG	CEM	STAY	Marb	YG	CW	REA	Fat
EPD:	+27	+7	+14	+6	+20	+.74	+.07	+32	+.44	+.05
%ile:	39%	68%	17%	74%	3%	8%	53%	18%	6%	93%

Lot 28, 1B (93.8% Red Angus)

Calving Ease:
 ★★



Lot 29 Pope Fully Loaded 157L

ASA# 4338827 ID 157L DOB 04/01/23

W/C Loaded Up 1119Y
W/C Fully Loaded 90D
Miss Werning KP 8543U

Remington Lock N Load54U
Aubreys Black Blaze III
WAGR Dream Catcher 03R
Miss Werning 534R

RED RMJ Redman 1T
Klein Faye 2212-4228
RED PIE Faye 2212

5L Norseman King 2291
Crowfoot Kuruba 4033P
PE Prime Time 884
PIE MS Faye Duke 509

Act BW	85
WW	749

	CE	BW	WW	YW	ADG	DMI	MCE	MILK	MWW	
EPD:	+11.1	+0.2	+65.1	+95.2	-.19	+.4	+7.1	+25.3	+57.8	
%ile:	75%	55%	90%	95%	95%	15%	50%	35%	75%	
	STAY	DOC	CW	YG	MARB	BF	REA	SF	\$GN	API
EPD:	+16.6	+11.1	+14.8	-0.31	+.33	-.052	+.64	-.08	+.004	+127.5
%ile:	30%	70%	90%	20%	65%	25%	55%	99%	95%	6%

Lot 29, Red Polled (50% Simmental, 50% Red Angus)

Calving Ease:



Lot 30 Pope Toby Keith M603

RAAA# 5003395 ID M603 DOB 03/02/24

Brown CRSB 100 Proof C5524 A A R Ten x 7008 S A
Brown Top Tier G242 Brown MS Paramount Z2659
Brown MS Trilogy D723 GMRA Trilogy 0226
Brown MS Redemption A7030

Redhill X7876 Premier 45C
KCAB Kary F604
KCAB Kary D213

Brown Premier X7876
CCCH T189 Primrose X7876
SR Straight Forward B102
KCAB Kary Crawley B1

Act BW	75
WW	628

	ProS	HB	GM	CED	BW	WW	YW	ADG	DMI	
EPD:	+109	+73	+36	+11	-1.3	+79	+119	+25	+.74	
%ile:	42%	15%	80%	77%	58%	10%	20%	42%	52%	
	Milk	ME	HPG	CEM	STAY	Marb	YG	CW	REA	Fat
EPD:	+32	-8	+14	+5	+15	+.28	-.26	+14	+.69	-.03
%ile:	7%	12%	15%	88%	45%	84%	1%	81%	1%	2%

Lot 30, Cat 3, HybRED (62.5% Red Angus, 36.4% Simmental)

Calving Ease:



Hello again!

Our family is grateful to be a part of the Brent Cattle Company's annual production sale for our second year to offer some Red Angus genetics. We hold the Brent family in high regard—they are excellent producers and wonderful people, and we truly value our partnership with them.


We are from Limon, Colorado and have been raising Red Angus cattle since 2007. As we continue to grow as producers, we see this as a fantastic opportunity to expand our efforts and showcase our genetics to a new group of breeders in this sale. Having grown up in the cattle industry, we are fortunate to be able to raise our two young boys in the same tradition. Our boys stay busy with school, band, sports, Awana church group, showing livestock in 4-H and livestock judging, where Ronny enjoys being the county 4-H livestock judging coach. Beside ranch work, Kelsey works with ag businesses as a digital communications and marketing consultant and a contributing writer for Nebraska Cattleman magazine.

We sincerely appreciate this opportunity and look forward to meeting everyone on sale day at the Brent's!

Blessings,

Ronny, Kelsey, Chisum and Conagher Pope


Lot 31 **BC Rainmaker 405**
 Reg# *21182864 ID 405 DOB 03/15/24

Basin Rainmaker 4404	Basin Rainmaker 2704	<table border="1"> <tr><td>Act BW</td><td>74</td></tr> <tr><td>Adj 205</td><td>538</td></tr> <tr><td>WW Ratio</td><td>100</td></tr> </table>	Act BW	74	Adj 205	538	WW Ratio	100
Act BW	74							
Adj 205	538							
WW Ratio	100							
Basin Rainmaker 8584	Basin Joy 1036							
Basin Lucy 4240	EXAR Denver 2002B							
	Basin Lucy 1037							
Basin Payweight Plus 6048	Basin Payweight 1682							
BC Lucy 9012	EXAR Royal Lass 2810							
Basin Lucy 4240	EXAR Denver 2002B							
	Basin Lucy 1037							

CED	BW	WW	YW	SC	Milk	PAP	CW	Marb	RE
+4	+2.0	+73	+133	+45	+21	-.15	+54	+0.98	+65
Calving Ease:									
	\$M	\$W	\$F	\$G	\$B	\$C			
	+72	+61	+101	+71	+171	+294			

*Top 4% Angle - Top 10% DOC - Top 10% CEM - Top 15% Fat - Top 20% RADG
 Top 20% SG - Top 25% YW - Top 25% PAP - Top 25% SC*


Lot 33 **BC Monumental 413**
 Reg# *21178842 ID 413 DOB 04/30/24

EXAR Monumental 6056B	3F Epic 4631	<table border="1"> <tr><td>Act BW</td><td>74</td></tr> <tr><td>Adj 205</td><td>605</td></tr> <tr><td>WW Ratio</td><td>105</td></tr> </table>	Act BW	74	Adj 205	605	WW Ratio	105
Act BW	74							
Adj 205	605							
WW Ratio	105							
Basin Monumental 8345	FWY 7008 of C085 4029							
Basin Lucy 1037	Gardens Wave							
	Basin Lucy 262S							
Basin Advance 3134	G A R Progress							
BC Lucy of Advance 8240	Basin O Lass 1663							
Basin Lucy 4240	EXAR Denver 2002B							
	Basin Lucy 1037							

CED	BW	WW	YW	SC	Milk	PAP	CW	Marb	RE
+7	+0.0	+61	+105	+82	+28	+.88	+48	+1.15	+67
Calving Ease:									
	\$M	\$W	\$F	\$G	\$B	\$C			
	+48	+63	+85	+74	+158	+253			

Top 20% Marb - Top 20% SG - Top 25% BW

Lot 32 **BC Rainmaker 414**
 Reg# *21182855 ID 414 DOB 02/11/24

Basin Rainmaker 4404	Basin Rainmaker 2704	<table border="1"> <tr><td>Act BW</td><td>78</td></tr> <tr><td>Adj 205</td><td>538</td></tr> <tr><td>WW Ratio</td><td>98</td></tr> </table>	Act BW	78	Adj 205	538	WW Ratio	98
Act BW	78							
Adj 205	538							
WW Ratio	98							
Basin Rainmaker 8584	Basin Joy 1036							
Basin Lucy 4240	EXAR Denver 2002B							
	Basin Lucy 1037							
Basin Payweight Plus 6048	Basin Payweight 1682							
BC Empress 2525	EXAR Royal Lass 2810							
BC Empress 6525	V A R Generation 2100							
	BC Empress 2525							

CED	BW	WW	YW	SC	Milk	PAP	CW	Marb	RE
+8	+0.8	+61	+110	+03	+27	-.22	+41	+0.79	+89
Calving Ease:									
	\$M	\$W	\$F	\$G	\$B	\$C			
	+95	+67	+84	+61	+145	+283			

*Top 3% SM - Top 10% CEM - Top 10% SEN - Top 15% DOC - Top 25% PAP
 Top 25% RE*



DN
MC
BEEF

"My involvement with the Brent Cattle Company program and family began this past fall. It was abundantly clear to me early on the high level of detail and focus on the bulls and their development program, which allows for our philosophies to align well. Bulls at Brent Cattle Company are provided a nutrition program that promotes moderate growth with the ability to express their genetic potential during the growing phase, and throughout their lifetime. We achieve this by matching up nutrition with the age of the animal to produce ideal phenotypes, not disproportionate ones. This ultimately produces practical bulls that are prepared for success and longevity in a range of herd conditions. It truly has been a pleasure to work with and watch the Brent Cattle Company program grow and I'm excited for this group of bulls available this year."

Justin Axman, MS, PAS

620-617-1746
 Cimarron, KS

Lot 34 BC Safe Deposit 418

Reg# *21184398 ID 418 DOB 03/01/24

Basin Deposit 6249
Basin Safe Deposit 9324
Basin Joy 2006

Basin Advance 3134
Basin Lucy 4288
Summitcrest Complete 1P55
Basin Joy 366T

Act BW	78
Adj 205	563
WW Ratio	102

Square B True North 8052
BC Dame 2013
Basin Dame 3304

S A V Rainfall 6846
Elbanna of Conanga 1209
B P F Special Focus 304
Hoover Dame



CED	BW	WW	YW	SC	Milk	PAP	CW	Marb	RE	
+6	+0.9	+80	+147	+1.45	+35	+1.56	+68	+1.17	+76	
Calving Ease:										
SM		SW		SF		SG		SB		SC
+62		+84		+110		+76		+186		+303

Top 3% DOC - Top 5% SW - Top 10% YW - Top 10% Milk - Top 15% Marb
Top 15% SG - Top 15% SB - Top 20% WW - Top 20% SC - Top 20% CW
Top 20% SF - Top 20% SC - Top 25% RADG

Lot 36 BC Payweight 409

Reg# *21178845 ID 409 DOB 04/10/24

Basin Payweight 1682
Basin Payweight 7117
Basin Lucy 3150

Basin Payweight 006S
21AR O Lass 7017
Basin Rainmaker P175
Basin Lucy 1667

Act BW	82
Adj 205	551
WW Ratio	95

Basin Rainmaker 4404
BC Ruby 9216
BC Rudy 4216 of Denver

Basin Rainmaker 2704
Basin Joy 1036
EXAR Denver 2002B
BC Ruby 2216

CED	BW	WW	YW	SC	Milk	PAP	CW	Marb	RE	
+11	-0.3	+66	+99	+0.4	+38	-1.62	+36	+0.75	+16	
Calving Ease:										
SM		SW		SF		SG		SB		SC
+101		+83		+62		+47		+109		+242

Top 1% HP - Top 1% SM - Top 2% Milk - Top 5% PAP - Top 10% Claw
Top 10% CEM - Top 10% SW - Top 15% CED - Top 20% BW - Top 20% Angle
Top 25% DMI

Lot 35 BC Safe Deposit 417

Reg# *627890939 ID 417 DOB 02/16/24

Basin Deposit 6249
Basin Safe Deposit 9324
Basin Joy 2006

Basin Advance 3134
Basin Lucy 4288
Summitcrest Complete 1P55
Basin Joy 366T

Act BW	70
Adj 205	557
WW Ratio	101

Basin Payweight Plus 6048
BC Empress Evelyn 227
BC Empress Evelyn 2551

Basin Payweight 1682
EXAR Royal Lass 2810
EXAR Denver 2002B
BC Empress Evelyn 25A5

CED	BW	WW	YW	SC	Milk	PAP	CW	Marb	RE	
+11	+0.2	+74	+130	+1.47	+34	+0.77	+56	+1.04	+61	
Calving Ease:										
SM		SW		SF		SG		SB		SC
+68		+80		+98		+70		+167		+285

*DNA pending, EPDs are pedigree estimates.



ALEX ANAYA AGRISK ADVISORS

PASTURE, RANGELAND, FORAGE
OFFSETS THE COST OF ADDITIONAL FEED EXPENSES
DUE TO LACK OF RAINFALL.

LIVESTOCK RISK PROTECTION
FLEXIBLE PRICE RISK PROTECTION FOR LIVESTOCK.

ANNUAL FORAGE
DESIGNED TO MEET THE NEEDS OF PRODUCERS
PLANTING ANNUAL FORAGE CROPS.

ALEX.ANAYA@CROPINS.NET
(719)252-2691
AGRISKADVISORS.COM

The information contained herein is not an offer to sell insurance. No binder, insurance policy, change, addition, and/or deletion to insurance coverage will be effective unless and until confirmed directly with a licensed agent. Please note any proposal of insurance we may present to you will be based upon the values developed and exposures to loss disclosed to us by you. All coverages are subject to the terms, conditions and exclusions of the actual policy issued. Not all policies or coverages may be available in every state. All insurance products are offered through Silveus Insurance Group, Inc.

Lot 37 **BC Monumental 408**
 Reg# *21178843 ID 408 DOB 04/02/24


EXAR Monumental 6056B
 Basin Monumental 8345
 Basin Lucy 1037

Basin Payweight Plus 6048
 BC Lucy 9017
 Basin Lucy 4240

3F Epic 4631
 FWY 7008 of C085 4029
 Gardens Wave
 Basin Lucy 2625

Basin Payweight 1682
 EXAR Royal Lass 2810
 EXAR Denver 2002B
 Basin Lucy 1037

Act BW	84
Adj 205	576
WW Ratio	99



CED	BW	WW	YW	SC	Milk	PAP	CW	Marb	RE
+6	+1.0	+71	+136	+1.98	+36	-.39	+76	+0.88	+1.34
Calving Ease:									
***	\$M	\$W	\$F	\$G	\$B	\$C			
***	+70	+75	+131	+68	+200	+329			

Top 2% RE - Top 3% SC - Top 4% Milk - Top 4% \$F - Top 10% CW - Top 10% \$B
 Top 10% \$C - Top 15% Claw - Top 15% CEM - Top 20% Angle - Top 20% PAP
 Top 20% \$W - Top 25% YW - Top 25% RADG - Top 25% \$G

Lot 39 **BC Rainmaker 407**
 Reg# *21203050 ID 407 DOB 03/20/24


Basin Rainmaker 4404
 Basin Rainmaker 8584
 Basin Lucy 4240

EXAR Monumental 6056B
 BC Lucy 1012
 BC Lucy 9012

Basin Rainmaker 2704
 Basin Joy 1036
 EXAR Denver 2002B
 Basin Lucy 1037

3F Epic 4631
 FWY 7008 of C085 4029
 Basin Payweight Plus 6048
 Basin Lucy 4240

Act BW	76
Adj 205	569
WW Ratio	98



CED	BW	WW	YW	SC	Milk	PAP	CW	Marb	RE
+5	+2.0	+70	+129	+91	+32	+1.39	+55	+1.13	+71
Calving Ease:									
***	\$M	\$W	\$F	\$G	\$B	\$C			
***	+41	+66	+95	+76	+171	+263			

Top 10% MH - Top 15% Milk - Top 15% \$G - Top 20% Marb - Top 25% MW

Lot 38 **BC Payweight 410**
 Reg# *21178846 ID 410 DOB 04/20/24


Basin Payweight 1682
 Basin Payweight 7117
 Basin Lucy 3150

Basin Payweight Plus 6048
 BC Lucy 1104
 BC Lucy of Advance 8240

Basin Payweight 006S
 21AR O Lass 7017
 Basin Rainmaker P175
 Basin Lucy 1667

Basin Payweight 1682
 EXAR Royal Lass 2810
 Basin Advance 3134
 Basin Lucy 4240

Act BW	78
Adj 205	622
WW Ratio	107



CED	BW	WW	YW	SC	Milk	PAP	CW	Marb	RE
+6	+1.1	+83	+133	+84	+35	+2.12	+63	+0.98	+34
Calving Ease:									
***	\$M	\$W	\$F	\$G	\$B	\$C			
***	+73	+92	+97	+62	+158	+278			

Top 1% \$W - Top 10% Milk - Top 15% WW - Top 20% MH - Top 25% YW
 Top 25% YH



Serving Southwest Nebraska
 with
 Four Locations:

- Curtis**
308-367-5534
- Cambridge**
308-697-3434
- Eustis**
308-486-5222
- McCook**
308-345-5195

LUCY HEIFER

Lot
40

BC Lucy 424

Reg# +*21182875 ID 424 DOB 02/27/24



Basin Advance 3134
Basin Deposit 6249
Basin Lucy 4288
Basin Jameson 1076
EXAR Monumental 6056B
Basin Joy 9140
Basin Joy 5367
Basin Payweight 006S
Basin Payweight 1682
21AR O Lass 7017
Basin Lucy 1E87
Gardens Wave
Basin Lucy 1037
Basin Lucy 262S



Act BW	88
Adj 205	578
WW Ratio	ET

CED	BW	WW	YW	SC	Milk	PAP	CW	Marb	RE
+7	+2.1	+87	+142	+1.19	+20	+.54	+75	+1.31	+.78
\$M	\$W	\$F	\$G	\$B	\$C				
+67	+78	+112	+84	+196	+321				

HOBOK Top 10% WW - Top 10% Angle - Top 15% YW - Top 15% Claw
Top 15% CW - Top 15% Marb - Top 15% \$W - Top 15% \$G
Top 15% \$B - Top 15% \$C - Top 20% \$F

BC Lucy 424 is a very feminine heifer that is coming straight out of the show pen. It gets hard to pick her apart. She combines the brood cow look along with the true femininity, power and fertility that sets her apart. She is very much a donor prospect!
424 is a flush sister to the bulls who sell as Lot 1 & 2 in this offering.

Reference Dam



Basin Lucy 1E87



“As long as we have faith in each other, and trust in God, then there is no goal, at all, beyond our reach. There is no dream too large, no task too great.”
Donald Trump

Basin Jameson 3300

Reg# +*20632751

DOB 02/15/2023

Contact us for Semen
Pricing and Availability



- Basin Advance 3134
- Basin Deposit 6249
- Basin Lucy 4288
- Basin Jameson 1076**
- EXAR Monumental 6056B
- Basin Joy 9140
- Basin Joy 5367

- Vermilion Payweight J847
- Basin Payweight 107S
- Basin Lucy 3829
- Basin Joy 1036**
- B P F Special Focus 504
- Basin Joy 566T
- Basin Joy 204R

CED	BW	WW	YW	SC	HP	CEM	Milk	DOC	Claw	Angle	PAP	CW	Marb	RE	Fat	\$M	\$W	\$B	\$C
+11	-0.6	+90	+148	+1.04	+14.2	+13	+30	+14	+0.41	+0.28	-0.06	+78	+0.94	+0.76	+0.066	+79	+92	+184	+318
15%	15%	5%	10%	40%	35%	10%	25%	75%	20%	1%	25%	10%	30%	40%	95%	20%	1%	20%	15%

A Jameson son that is long bodied, deep sided, soft flanked and has high fertility. He has the same dam (Basin Joy 1036) as the pathfinder sire, Genex Basin Rainmaker 4404. His dam is still actively in production at 14 years of age. Basin Jameson 3300 has longevity bred into him. He brings calving ease and longevity while combining the functional traits of CED, added growth, carcass traits. He is suited for all environments with negative pap and high hair shed epds. How many bulls, out of a 14-year-old dam, that is still in production, have over 18 traits in the top 25% of the breed?

Owned with:



Reference
Dam



Basin Joy 1036

“You’re never too old to set another goal or to dream a new dream.”

C.S. Lewis

Performance Beef: Recordkeeping made easy



- Track exact heifer and bull development costs
- Build and change rations
- Record pen and pasture treatments on the go
- Manage feed, medications and other inventory
- Analyze trends in feed intake, added costs and performance
- Use historical data trends to make the best management and financial decisions



We know the sires. We know the profit targets.

Being able at a moment's notice to pull up a report to see what each bull group has cost us is so easy and useful with Performance Beef.

- Matthew Brent

515-337-2187
performancelivestockanalytics.com



**Scan to try
Performance
Beef**



FASTER PROGRESS, GREATER RETURNS

Targeting the Brand™ identifies registered Angus bulls with the genetic potential to sire calves more likely to meet all 10 *Certified Angus Beef*® brand specifications.



Minimum Genetic Requirements

Marbling EPD (Marb)	+0.65
Grid Value (\$G)	+55.0

For more information on Targeting the Brand™ visit CABcattle.com.

GENOMIC PROFILES

LOT	CED	BW	WW	YW	DMI	YH	SC	DOC	Claw	Angle	PAP	HS	HP	CEM	MILK	MW	MH	CW	MARB	RE	FAT	TEND
1	42	55	3	5	99	73	12	54	6	6	41	67	59	39	66	23	59	10	13	48	85	64
2	51	44	5	10	92	76	8	57	12	1	68	51	67	40	28	15	48	22	30	53	75	40
3	51	35	30	56	89	79	46	48	12	2	38	6	49	63	27	64	79	55	21	71	35	53
4	19	15	13	18	99	56	34	19	16	6	27	7	38	45	5	38	65	23	4	87	96	63
5	8	4	15	54	95	75	66	55	56	17	25	33	68	10	75	46	75	50	19	72	88	32
6	43	23	27	49	79	15	24	23	2	34	34	31	18	38	13	80	44	11	47	39	93	39
7	4	8	18	42	51	95	73	72	76	62	12	100	60	16	70	52	85	26	11	20	78	66
8	3	3	55	27	53	100	25	7	55	2	51	22	53	1	39	64	96	46	31	13	18	85
9	6	14	80	49	51	80	90	37	8	8	79	14	62	1	9	79	75	45	33	13	19	60
10	3	10	30	4	95	51	84	20	27	28	30	33	77	51	42	13	25	18	8	7	56	21
11	58	58	8	7	95	11	80	17	88	24	8	39	92	21	51	6	9	3	68	28	31	75
12	71	61	33	38	74	15	74	62	10	42	3	45	30	5	82	32	12	44	30	11	7	76
13	23	43	64	39	84	15	15	26	99	87	71	94	38	21	22	48	22	56	81	44	83	82
14	60	64	23	25	99	64	39	45	22	44	45	48	44	83	79	23	22	26	8	16	77	12
15	96	94	8	22	78	3	77	83	42	68	19	61	17	80	70	19	13	17	27	4	72	29
16	38	60	40	20	69	41	14	72	37	36	48	91	39	75	12	70	70	42	23	11	68	17
17	57	46	47	55	91	31	13	91	5	4	48	95	65	97	43	84	54	62	56	68	87	19
18	77	59	16	24	95	46	48	49	15	6	29	43	14	98	82	31	59	33	94	60	86	25
19	74	70	28	55	83	73	41	71	11	2	36	80	12	96	96	53	68	50	71	60	84	40
20	66	48	71	44	12	90	9	69	30	46	85	36	64	61	70	67	83	88	47	96	54	12
21	67	64	30	10	87	79	70	17	54	45	88	43	51	58	83	73	80	20	70	5	30	67
22	31	33	22	48	81	36	21	44	36	39	63	39	13	86	74	47	41	58	31	20	19	60
23	73	59	32	93	20	93	22	69	5	2	27	53	94	90	76	87	87	79	96	61	67	20
24	57	49	52	94	49	81	25	96	17	17	25	28	2	99	5	98	95	78	13	78	81	55
25	51	44	18	48	74	21	74	14	28	26	38	73	53	3	40	36	31	51	18	83	78	45
26	46	33	54	48	46	70	85	79	84	91	94	82	36	21	11	73	62	66	27	44	39	92
31	48	50	41	23	52	88	61	4	66	8	34	24	41	11	90	52	74	49	27	47	6	34
32	4	4	93	86	36	94	96	16	77	37	25	81	19	8	60	99	97	94	43	28	74	72
33	80	72	32	27	90	33	25	95	52	90	42	61	25	88	42	23	22	46	11	47	89	36
34	36	40	9	3	96	74	11	2	36	39	58	57	78	95	17	25	67	19	8	13	85	73
35	1	1	12	47	69	44	27	73	19	12	18	92	91	15	9	68	60	29	12	18	89	30
36	19	26	34	84	53	57	93	47	12	13	5	85	1	29	3	60	64	76	37	95	96	88
37	51	51	8	3	97	43	8	39	7	7	22	85	50	16	8	14	61	4	52	2	88	8
38	64	53	10	44	68	20	47	71	64	38	63	81	27	52	7	56	22	12	20	62	82	62
39	51	62	32	12	92	44	52	20	86	83	58	21	82	35	15	21	12	28	21	43	62	65
40	68	72	3	31	98	63	24	93	13	13	43	37	78	73	69	27	52	11	14	25	91	22





CATTLE COMPANY

Matthew & Lacey Brent
47049 S Hwy 83
Maywood, NE 69038
719-740-3268

Time Sensitive Material
FIRST CLASS

39 BULLS SELL

Where *our* maternal, carcass
and performance genetics
fuse together to add profitability
to *your* way of life.

Monday, April 7th

At the Ranch - Maywood, NE

Auction Starts at 1:00 CDT

Directions to Ranch:

We are directly off of highway 83.
35 miles straight north of McCook,
NE on highway 83. Approx. half a mile
north of Norders (along the highway).
30 miles straight south of interstate 80
on highway 83. Approx. 4 mile south
of Wellfleet, NE

